



24-HOUR SERVICE

Samples available to order
around the clock:

Tel.: +44 (0) 1625 660 410
Sample Line: +44 (0) 1625 660 411
Fax: +44 (0) 1625 617 301
www.duopal.co.uk

Your Duopal supplier

Remember to use our 24-hour A5 sample service

Only original samples can give a realistic
impression of colours, designs and
surface finishes.

May we also recommend that you refer
to our website www.duopal.co.uk to view
a large scale image of the decor.

Pfleiderer UK Limited

Oakfield House
Springwood Way
Tytherington Business Park
Macclesfield
Cheshire SK10 2XA

Tel.: +44 (0) 01625 660 410
Sample Line: +44 (0) 01625 660 411
Fax: +44 (0) 01625 617 301

www.duopal.co.uk
info@pfleiderer.co.uk

Date 06/17 - Mat.-No. 34692926 - 120.000 - KBW - Errors and omissions excepted.

S63021 XM
Breccia Paradiso

INSPIRATIONS
CLOSE TO YOU

DUROPAL WORKTOP COLLECTION UK & IRELAND 2017 – 2020

www.duopal.co.uk

DUROPAL

PFLIEDERER

QUALITY YOU CAN TAKE FOR GRANTED

Duropol worktops are the perfect alternative to acrylic based, granite and stone worktops at a fraction of the price. Our comprehensive selection of decors offers opportunities from the most modern applications to the more traditional. 61 exciting decors – 49 in the popular Quadra profile and 12 in the unique Cubix profile.

With Duropol you're covered from all directions ...

CUBIX PROFILE



The Duropol Cubix profile, modern and exciting creating a square edge appearance, is available in this collection in 12 colourways. – 2 mm radius

QUADRA PROFILE



The Duropol Quadra profile, fashionable yet tried and tested, offers you unique product features and is available in this collection in 49 colourways. – 3 mm radius

SPECIAL SEAL



All Duropol worktops with both Cubix and Quadra profiles come with a unique seal designed to ensure a lifetime of protection against moisture and steam.

HPL surface

Duropol worktops are surfaced with genuine high-pressure laminate guaranteed to DIN-EN 438; hardwearing and easy to clean.

Glueline

Guaranteed moisture and heat resistant to DIN-EN 204.

Postformed edge

The profiled front edge of Duropol worktops is designed to help prevent liquid spills finding their way into drawers and cupboards.

CERTIFIED TO THE HIGHEST STANDARDS

As a large consumer of chipboard, we ensure that all our material carries the PEFC certification, guaranteeing that it comes from properly environmentally managed and sustainable sources. We have also achieved independent PEFC accreditation to provide surety for 'chain of custody'.



DUROPAL WORKTOPS – HIGHLY RESISTANT TO ...

Melamine resin is the hardest of all synthetically produced organic materials. This is the reason for the high scratch and wear resistance of Duropol-HPL. The high impact resistance of the material is due to the elasticity of phenolic resin. These properties also explain the high resistance of HPL to chemicals and heat. Burning a cigarette on the surface of HPL is one of the quality tests specified in DIN-EN 438, which also determines all the other qualities important for the user. However, the bottoms of saucepans and ovenware can become extremely hot and we recommend using a protective pad.



CLEANING AND CARE INSTRUCTIONS

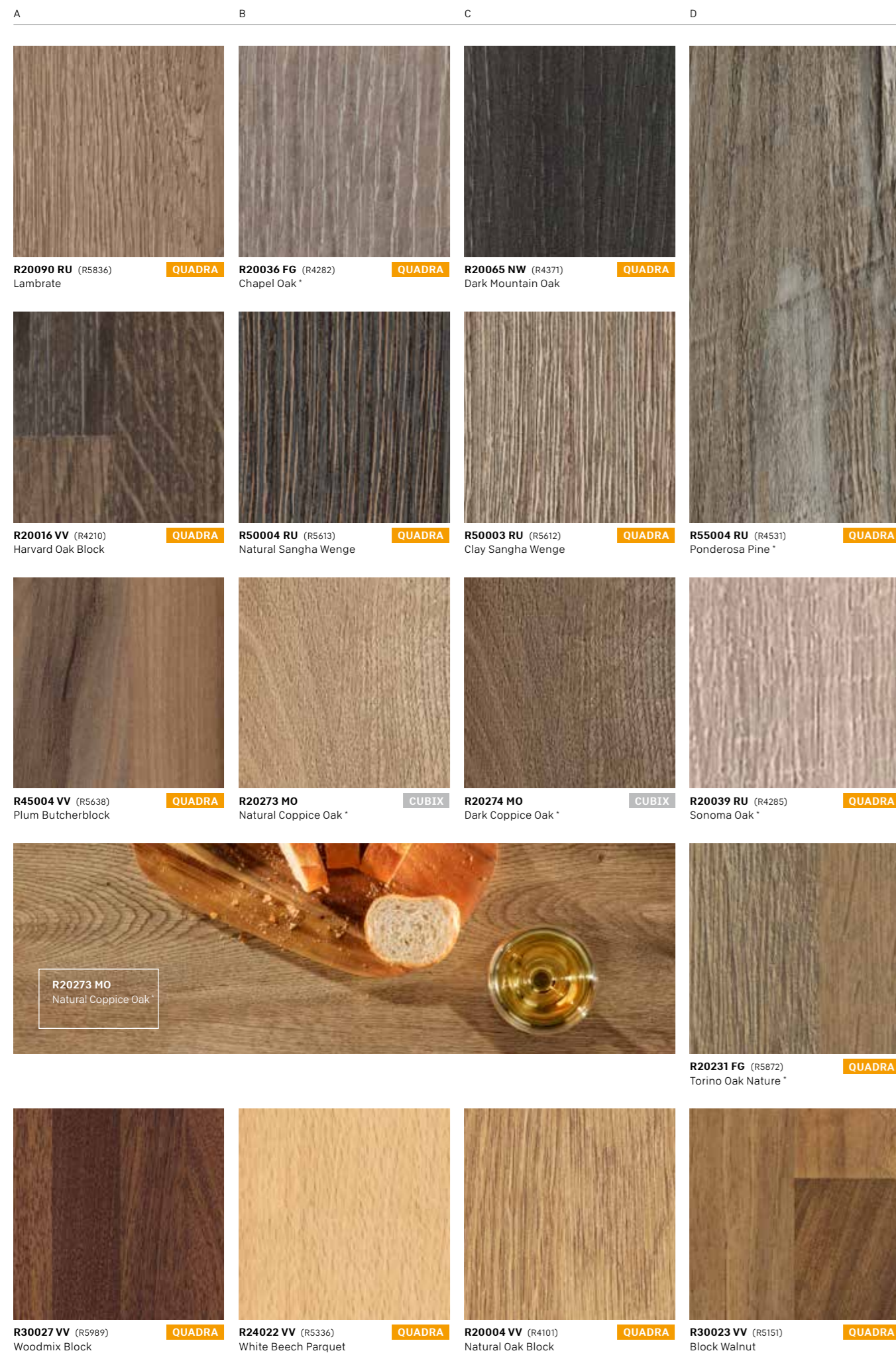
A major advantage of Duropol Worktops is that the HPL surface makes cleaning so simple. Usually a moist cloth is sufficient, but use washing-up liquid to get rid of any grease. Stubborn dirt can be removed with an organic solvent such as methylated spirits or alcohol. There's nothing easier than cleaning and caring for Duropol Worktops.

	Cleaning method
Light stains	dry or damp paper towels, a cloth or sponge
Normal stains	e.g. fat, oil and dirt particles, fingermarks, lime deposits, rust, juice, coffee, tea, wax, blood, universal marker, etc. cloth or soft nylon brush and washing powder, soft soap, toilet soap or washing-up liquid. If necessary, leave for a while and then rinse thoroughly with clean water.
Heavy stains	e.g. discolouration through long exposure to tea, coffee, fruit, juice, etc. with washing powder or household bleach (but do not repeat too often)
	e.g. lead pencil, felt-tip pens, marker and ball-point pens, lipstick, crayons, wax, shoe polish, nicotine, nail varnish. with an organic solvent such as acetone (nail varnish remover), methylated spirits, petroleum spirit, perchloroethene. Read the manufacturer's instructions carefully!
	e.g. paint (water or solvent based paints, two-component paints, spray paints), varnish stains, printing ink with water or an organic solvent. Remove two-component paints immediately.
	e.g. adhesives (water-based, dispersion) with water or organic solvent
	e.g. two-component adhesives, urea resin, melamine, phenolic resin remove immediately. Do not allow to harden!

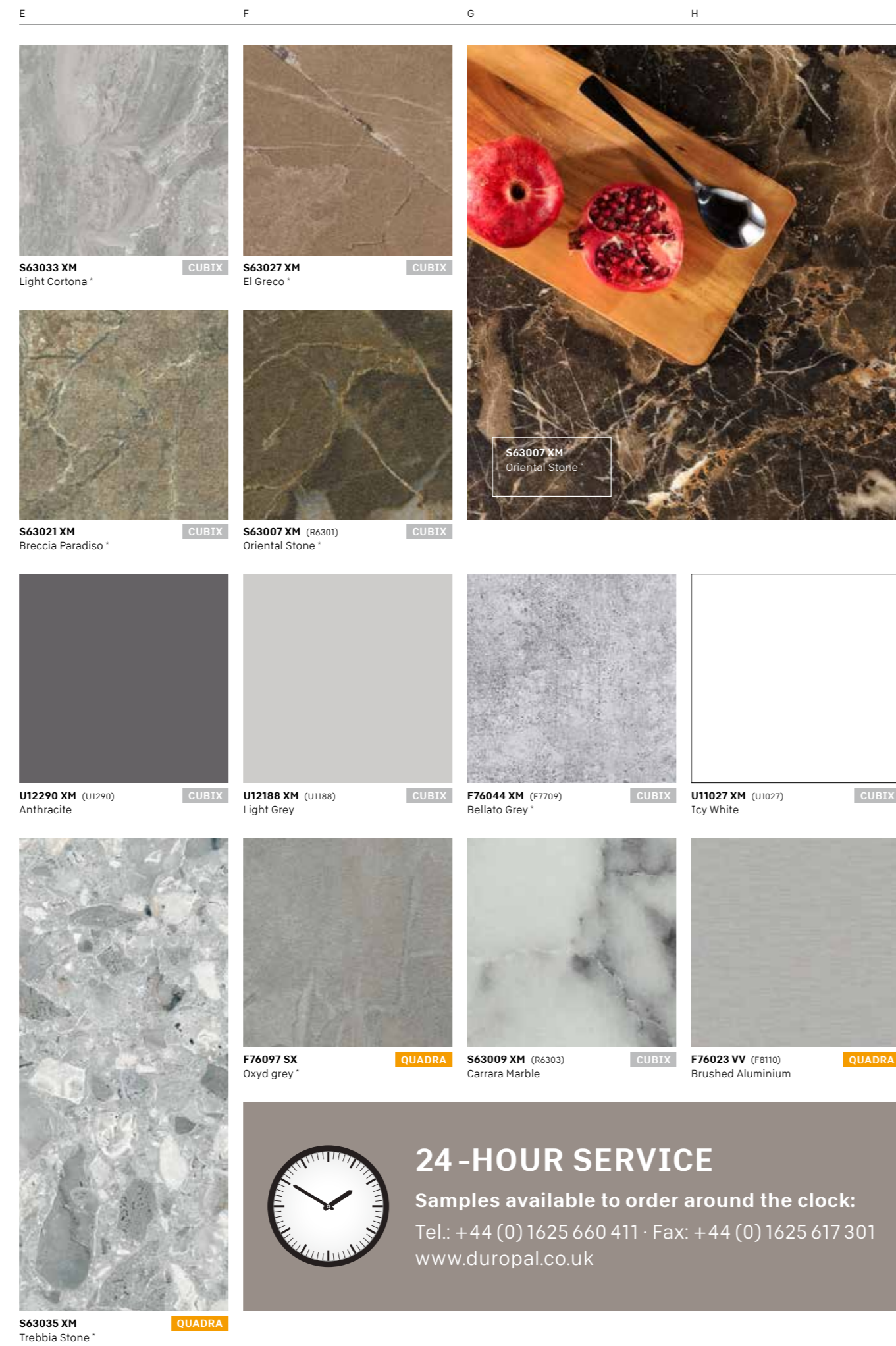
- Please do not cut or chop directly on the worktop surface – always use a chopping board or worktop saver.
- Always place hot pans, ovenware and irons on a trivet or protective pad to protect the surface from the intense heat which can cause damage to the worktop if placed directly on the surface. The use of abrasive cleaners and pads, corrosive or aggressive cleaning agents should be avoided as they will have a detrimental effect on the worktop surface.
- The use of PVC aprons may possibly affect the durability of the HPL on the post-formed edge of worktops. This could lead to premature wear in high traffic work areas such as in front of the sink and hob.
- Kettles, coffee machines, fryers and any other heat or damp source should not be positioned directly over worktop joints. Constant changes in temperature could cause the joint to move and eventually fail.
- All gloss worktops will scratch and will show scratches more easily. Additional care should be taken accordingly in both usage and installation.
- Cuts and scratches will be noticeable on dark decors and gloss finishes.
- Please ensure that due care is taken to correctly seal the product to prevent moisture ingress.

AVAILABILITY CHART

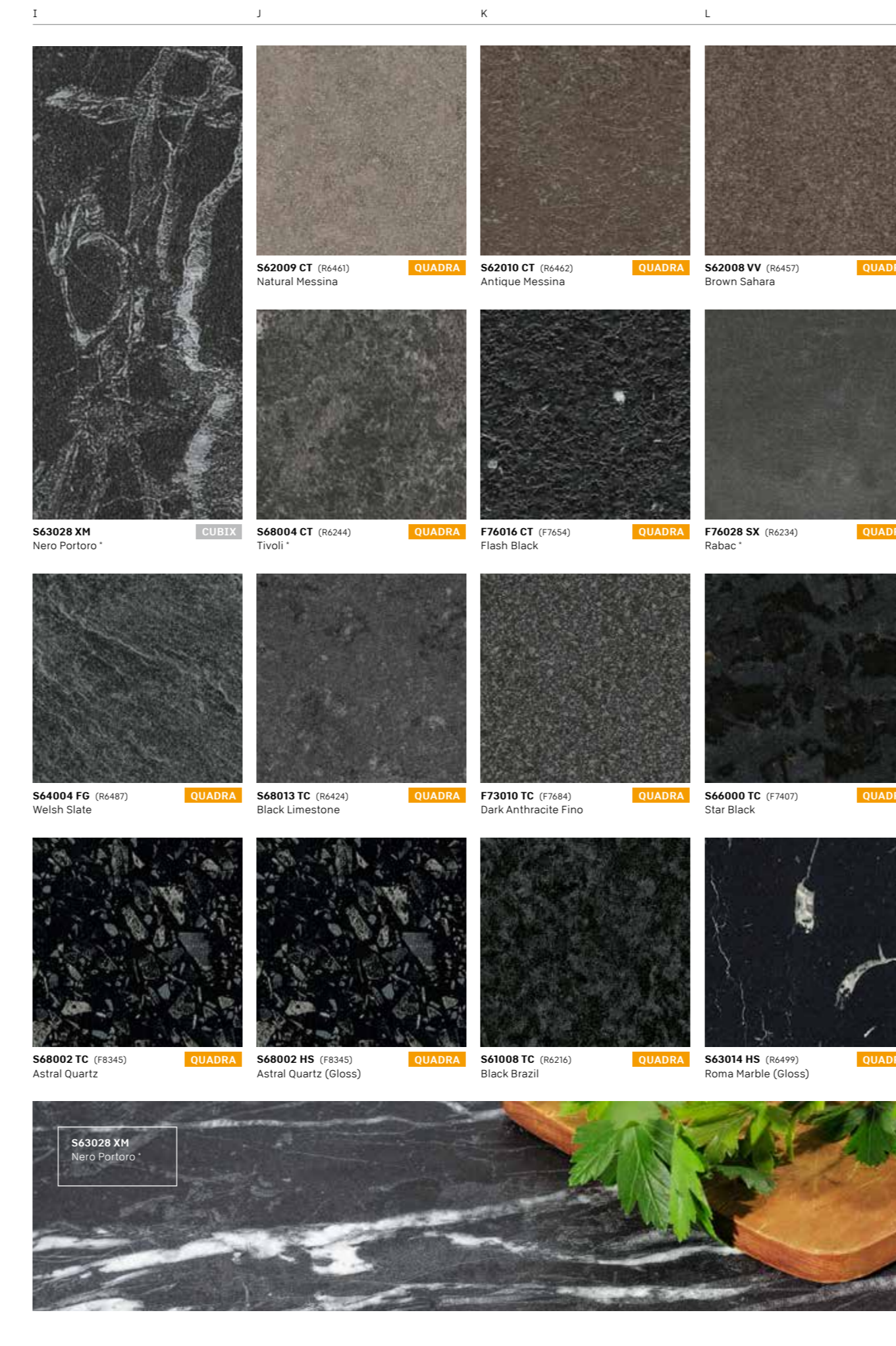
Decor Reference	Decor name	Surface texture	Coordinates	Profile	Thickness (mm)	HPL MDF back panels	HPL upstands
U11026 (U1026)	Crystal White	MS	M4	QUADRA	40	●	●
U11027 (U1027)	Icy White	XM	H3	CUBIX	40	●	●
U12188 (U1188)	Light Grey	XM	F3	CUBIX	40	●	●
U12290 (U1290)	Anthracite	XM	E3	CUBIX	40	●	●
R20004 (R4101)	Natural Oak Block	VV	C5	QUADRA	40	●	●
R20016 (R4210)	Harvard Oak Block	VV	A2	QUADRA	40	●	●
R20036 (R4282)	Chapel Oak	FG	B1	QUADRA	40	●	●
R20039 (R4285)	Sonoma Oak	RU	D3	QUADRA	40	●	●
R20065 (R4371)	Dark Mountain Oak	NW	C1	QUADRA	40	●	●
R20090 (R5836)	Lambrate	RU	A1	QUADRA	40	●	●
R20231 (R5872)	Torino Oak Nature	FG	D4	QUADRA	40	●	●
R20273	Natural Coppice Oak	MO	B3	CUBIX	40	●	●
R20274	Dark Coppice Oak	MO	C3	CUBIX	40	●	●
R24022 (R5336)	White Beech Parquet	VV	B5	QUADRA	40	●	●
R30023 (R5151)	Block Walnut	VV	D5	QUADRA	40	●	●
R30027 (R5989)	Woodmix Block	VV	A5	QUADRA	40	●	●
R45004 (R5638)	Plum Butcherblock	VV	A3	QUADRA	40	●	●
R50003 (R5612)	Clay Sangha Wenge	RU	C2	QUADRA	40	●	●
R50004 (R5613)	Natural Sangha Wenge	RU	B2	QUADRA	40	●	●
R55004 (R4531)	Ponderosa Pine	RU	D1	QUADRA	40	●	●
F73009 (F7655)	Quartz Stone	CT	M1	QUADRA	40	●	●
F73010 (F7684)	Dark Anthracite Fino	TC	K3	QUADRA	40	●	●
F76016 (F7654)	Flash Black	CT	K2	QUADRA	40	●	●
F76023 (F8110)	Brushed Aluminium	VV	H4	QUADRA	40	●	●
F76028 (R6234)	Rabac	SX	L2	QUADRA	40	●	●
F76044 (F7709)	Bellato Grey	XM	G3	CUBIX	40	●	●
F76097	Oxyd grey	SX	F4	QUADRA	40	●	●
S61000 (R6050)	Grey Ottawa	FG	M5	QUADRA	40	●	●
S61001 (R6052)	Brown Ottawa	FG	N5	QUADRA	40	●	●
S61008 (R6216)	Black Brazil	TC	K4	QUADRA	40	●	●
S61011 (R6265)	Ipanema White	CT	N1	QUADRA	40	●	●
S61013 (R6267)	Ipanema Grey	CT	O1	QUADRA	40	●	●
S62008 (R6457)	Brown Sahara	VV	L1	QUADRA	40	●	●
S62009 (R6461)	Natural Messina	CT	J1	QUADRA	40	●	●
S62010 (R6462)	Antique Messina	CT	K1	QUADRA	40	●	●
S62011 (R6482)	Taurus Sand	CT	P2	QUADRA	40	●	●
S63003 (R6254)	Light Marble	TC	P4	QUADRA	40	●	●
S63007 (R6301)	Oriental Stone	XM	F2	CUBIX	40	●	●
S63009 (R6303)	Carrara Marble	XM	G4	CUBIX	40	●	●
S63011 (R6442)	Jura Marble	TC	O4	QUADRA	40	●	●
S63014 (R6499)	Roma Marble (Gloss)	HS	L4	QUADRA	40	●	●
S63021	Breccia Paradiso	XM	E2	CUBIX	40	●	●



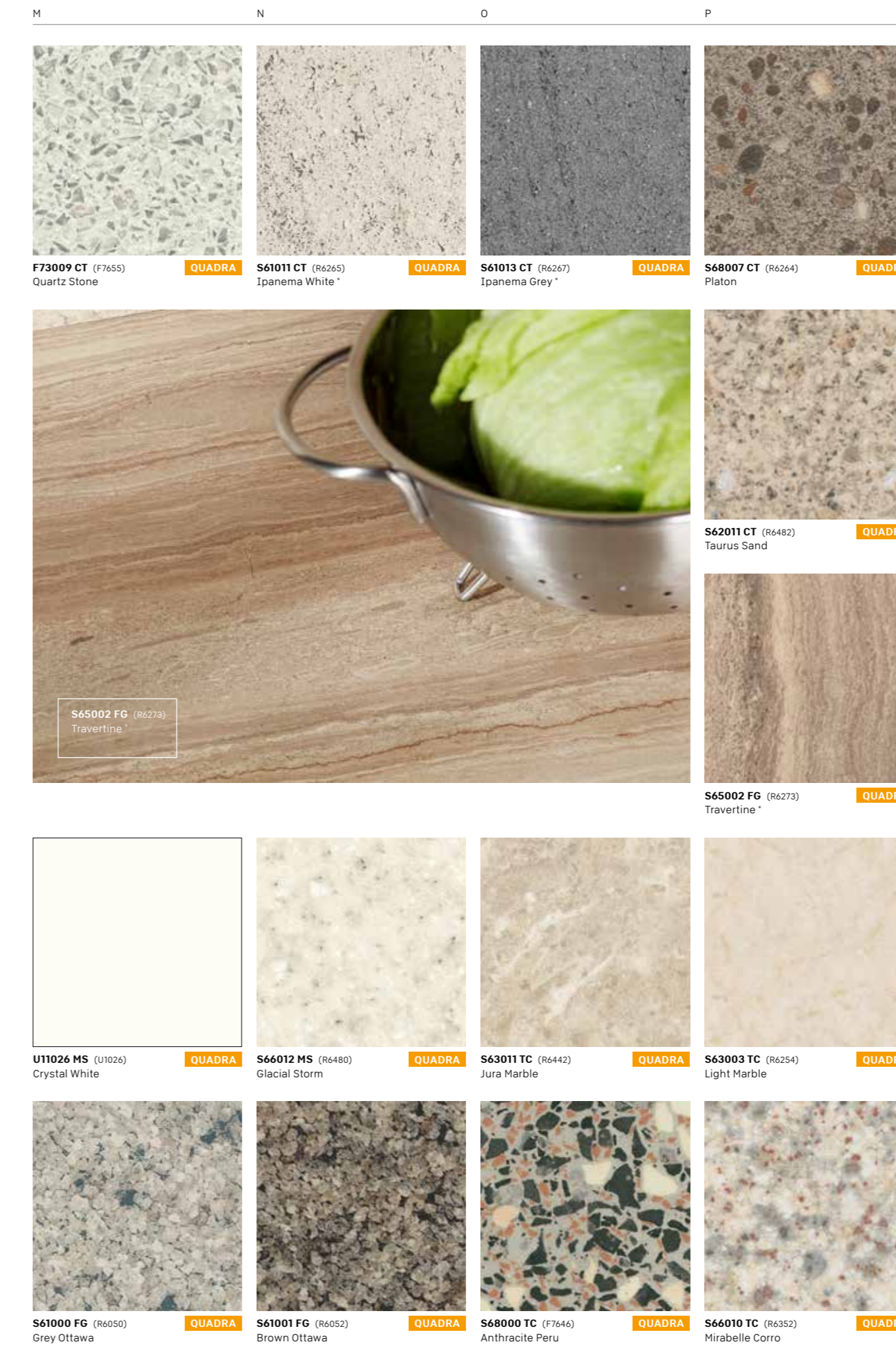
* Due to the print reproduction on the decors highlighted, may we recommend that you view large scale images at the rear of our brochure or visit www.duropol.co.uk, prior to ordering your worktop.




* Due to the print reproduction on the decors highlighted, may we recommend that you view large scale images at the rear of our brochure or visit www.duropol.co.uk, prior to ordering your worktop.



* Due to the print reproduction on the decors highlighted, may we recommend that you view large scale images at the rear of our brochure or visit www.duropol.co.uk, prior to ordering your worktop.



* Due to the print reproduction on the decors highlighted, may we recommend that you view large scale images at the rear of our brochure or visit www.duropol.co.uk, prior to ordering your worktop.



The Duropol 20 mm Worktop Collection comprises 4 exciting decors, all featuring the unique 3 mm radius Quadra profile and special seal designed to ensure a lifetime of protection against moisture ingress. All decors in the 20 mm Worktop Collection are available in matching HPL Upstands and HPL MDF Back Panels. These 4 decors are also available in 40mm as part of the standard Duropol Worktop Collection.

Worktops / Breakfast Bars – 20 mm
 4,100 x 600 x 20 mm postformed 1 long edge (worktop), 4,100 x 670 x 20 mm postformed 2 long edges (breakfast bar), 4,100 x 900 x 20 mm postformed 2 long edges (breakfast bar)

ANY QUESTIONS?
 WE LOOK FORWARD TO HEARING FROM YOU.

24 - HOUR SERVICE
 Samples available to order around the clock:
 Tel.: +44 (0) 1625 660 411
 Fax: +44 (0) 1625 617 301
www.duropol.co.uk

* Due to the print reproduction on the decors highlighted, may we recommend that you view large scale images at the rear of our brochure or visit www.duropol.co.uk, prior to ordering your worktop.

INSPIRATIONS
CLOSE TO YOU

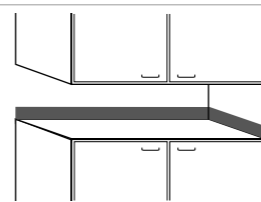
HPL UPSTANDS



HPL UPSTANDS

Surfaced in genuine Duropal high-pressure laminate produced with P3 moisture-resistant chipboard core and available to match all 61 decors in the following size: 4,100 x 120 x 19 mm nominal, 3 mm postformed radius.

An ideal finishing touch for your Duropal high-pressure laminate worktops offering another cost-efficient and hygienic alternative to tiling.



* Whilst our Duropal-HPL upstands are produced using P3 moisture-resistant chipboard, please ensure that due care is taken to correctly seal the product to prevent moisture ingress.

LARGE SCALE DECOR IMAGES

The decors displayed below are shown in large scale format to highlight the pattern variations and natural effects that these worktops are intended to feature.



S63007 XM (R6301)
Oriental Stone



S63009 XM (R6303)
Carrara Marble



F76044 XM (F7709)
Bellato Grey



S63028 XM
Nero Portoro



S63021 XM
Breccia Paradiso



R20036 FG (R4282)
Chapel Oak



R20039 RU (R4285)
Sonoma Oak



R20231 FG (R5872)
Torino Oak Nature



R55004 RU (R4531)
Ponderosa Pine



F76028 SX (R6234)
Rabac

AVAILABILITY CHART

Decor Reference	Decor name	Surface texture	Coordinates	Profile	Thickness (mm)	HPL MDF back panels	HPL upstands
S63027	El Greco	XM	F1	CUBIX	40	•	•
S63028	Nero Portoro	XM	I1	CUBIX	40	•	•
S63033	Light Cortona	XM	E1	CUBIX	40	•	•
S63035	Trebbia Stone	XM	E4	QUADRA	40	•	•
S64004 (R6487)	Welsh Slate	FG	I3	QUADRA	40	•	•
S65002 (R6273)	Travertine	FG	P3	QUADRA	40	•	•
S66000 (F7407)	Star Black	TC	L3	QUADRA	40	•	•
S66010 (R6352)	Mirabelle Corro	TC	PS	QUADRA	40	•	•
S66012 (R6480)	Glacial Storm	MS	N4	QUADRA	40	•	•
S68000 (F7646)	Anthracite Peru	TC	O5	QUADRA	40	•	•
S68002 (F8345)	Astral Quartz (Gloss)	HS	J4	QUADRA	40	•	•
S68002 (F8345)	Astral Quartz	TC	I4	QUADRA	40	•	•
S68004 (R6244)	Tivoli	CT	J2	QUADRA	40	•	•
S68007 (R6264)	Platon	CT	P1	QUADRA	40	•	•
S68013 (R6424)	Black Limestone	TC	J3	QUADRA	40	•	•
F76044 (F7709)	Bellato Grey	XM		QUADRA	20	•	•
S63009 (R6303)	Carrara Marble	XM		QUADRA	20	•	•
S63021	Breccia Paradiso	XM		QUADRA	20	•	•
S63028	Nero Portoro	XM		QUADRA	20	•	•
M80000 (Alu1)	Brushed Aluminium – Back Panel Only	HG				•	

Worktops / Breakfast Bars – 40 mm

4,100 x 600 x 40 mm postformed 1 long edge (worktop)
4,100 x 670 x 40 mm postformed 2 long edges (breakfast bar)
4,100 x 900 x 40 mm postformed 2 long edges (breakfast bar)

HPL MDF Back Panels

4,100 x 640 x 9.2 mm (Alu 1 - 9.6 mm) nominal thickness
2,050 x 1,300 x 9.2 mm (Alu 1 - 9.6 mm) nominal thickness

HPL Upstands

4,100 x 120 x 19 mm nominal thickness
(3 mm postformed radius)

Worktops / Breakfast Bars – 20 mm

4,100 x 600 x 20 mm postformed 1 long edge (worktop)
4,100 x 670 x 20 mm postformed 2 long edges (breakfast bar)
4,100 x 900 x 20 mm postformed 2 long edges (breakfast bar)



24 - HOUR SERVICE

Samples available to order
around the clock:

Tel.: +44 (0) 1625 660 411

Fax: +44 (0) 1625 617 301

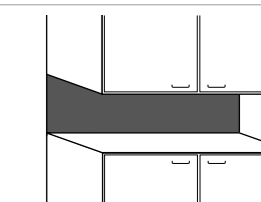
www.duropal.co.uk

HPL MDF BACK PANELS



HPL MDF BACK PANELS

Consisting of an 8 mm E1 medium density fibreboard (MDF) core surfaced with genuine Duropal high-pressure laminate manufactured to DIN-EN 438. Available to match all 61 decors plus 1 real metallic option (Alu 1 - not available as a worktop) in the following sizes:



Worktop Decors:

4,100 x 640 x 9.2 mm nominal (8 mm MDF core) / 2,050 x 1,300 x 9.2 mm nominal (8 mm MDF core)

Alu 1:

4,100 x 640 x 9.6 mm nominal (8 mm MDF core) / 2,050 x 1,300 x 9.6 mm nominal (8 mm MDF core)

Please ensure that due care is taken to correctly seal the product to prevent moisture ingress.


* For installation behind hobs, check with hob manufacturer's fitting instructions to ensure that suitability and distance requirements are met.



S68004 CT (R6244)
Tivoli



S61011 CT (R6265)
Ipanema White



S61013 CT (R6267)
Ipanema Grey



S65002 FG (R6273)
Travertine



F76097 SX
Oxyd grey



S63033 XM
Light Cortona



S63027 XM
El Greco



R20273 MO
Natural Coppice Oak



R20274 MO
Dark Coppice Oak



S63035 XM
Trebbia Stone

SURFACE TEXTURES

- 11 surface textures in a wide variety of decors
- Ranging from smooth Enhanced Semi Matt (MS) through to extravagant mirror gloss finish (HS) and everything in between.



XTreme Matt has a convincingly impressive look with a previously unknown, enormous colour transparency and depth – and a pleasantly warm, velvety soft touch. Although the matt, low-reflection surface has a especially fine appearance, the texture is durable, resistant and easy-care. The warm “soft” surface invites you to touch it – and remains insensitive to fingermarks and traces of grease.



This surface is distinguished by its pleasantly natural feel.



HS is a fashionable yet enhanced performance gloss finish designed to both complement the effect of the decor and provide improved abrasion resistance when compared to standard gloss finishes. All gloss surface finishes will scratch and will also show scratches more easily. Additional care should be taken accordingly in both installation and use.



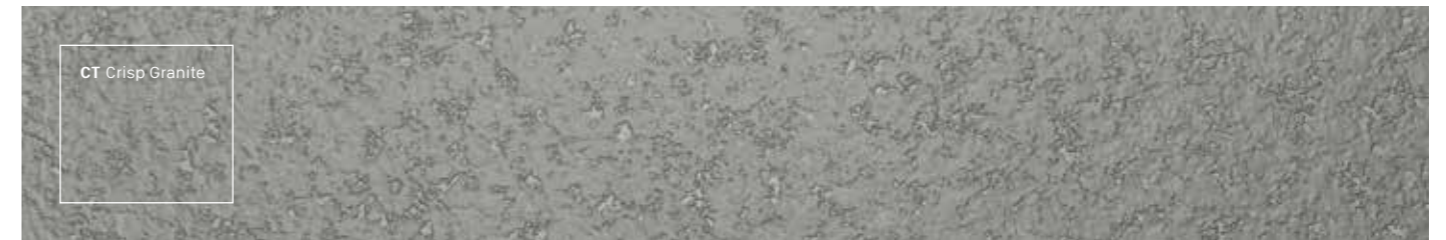
Fine Grain has a fine texture and evokes an association with ceramics and stoneware. Wood becomes tangible, gets a softer feel and a natural impression. The visual matt appearance is supported by its tactile appeal.




Universally applicable neutral and ideal surface. TC is a classic for worktops as this surface is particularly resistant to fingerprints.




Elegantly matt, smooth and fine structure, sensitive design. Recommended for horizontal and vertical applications.



CT is a surface texture especially suitable for stone reproduction decors. Whilst offering both the feel and optical effect of a natural stone surface, the product retains the usual high performance characteristics of a Duropal worktop.




The generous, deep wood structure is particularly suited to expressive hardwoods and softwoods. Distinguished by a unique gloss/matt effect; provides tangible depth. Large scale structured woodgrains look particularly authentic with this structure.



This modern structure with numerous material properties is like a chameleon. The craftsmanship of the material is emphasised by the matt, rough feel; momentum and generosity caused by a subtle brush stroke, which gains depth by the glossiness.



Naturalness and precision characterise this delicate wood structure. The fine surface texture looks like it's been freshly sanded. The pores are arranged irregularly and linear. Their different depth and edge sharpness make them look extremely authentic. Natural Wood can be universally applied to many fine-pored woodgrains.



Looks and feels like brushed wood with a gloss-matt effect. It addresses the current trend for strong and distinctive surfaces. The surface texture is parallel without pronounced wood figures, knots, etc.
